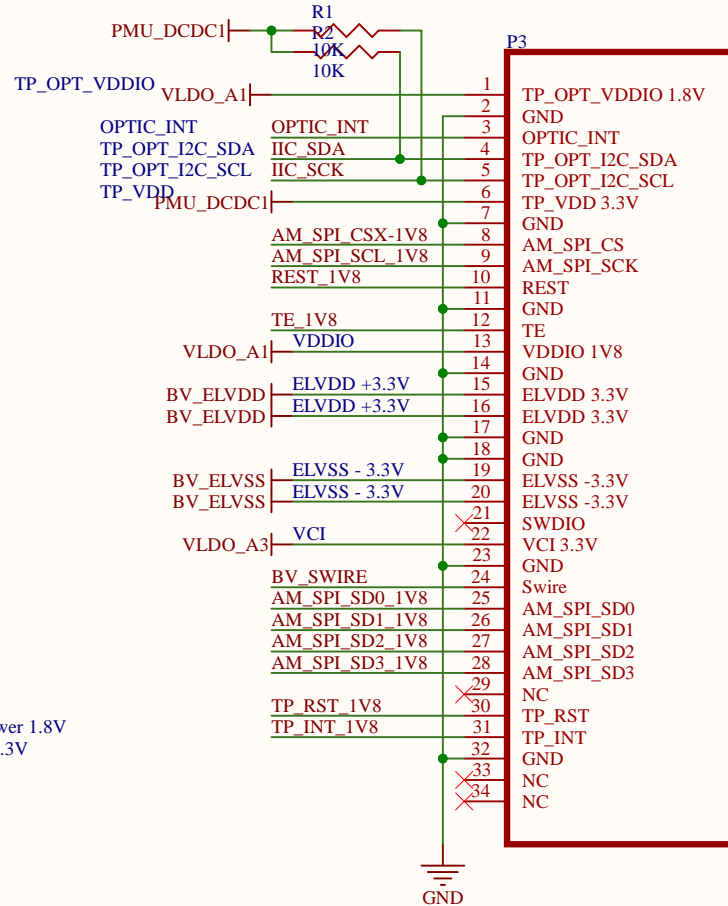
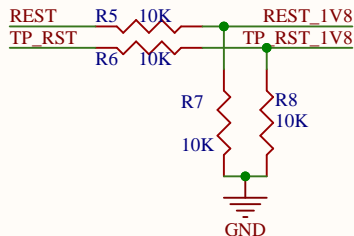
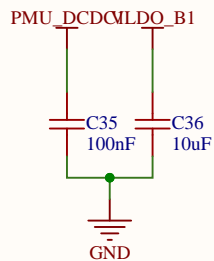


BLD01/1V8/OFF
BLD02/2V8/OFF
ALD02/2V8/OFF
ALD01/1V8/ON
ALD03/3V3/ON
ALD04/2V9/OFF
DC1/3V3/ON
DC2/0V9/ON
DC3/0V9/ON
DC4/1V1/ON
DC5/1V2/OFF

BLD01 = AMOLED LOGIC POWER 1.8V
 ALD01 = AMOLED LOGIC POWER & Sensor power 1.8V
 ALD03 = LOGIC POWER & AMOLED POWER 3.3V



| | | |
|--------------------------|----------------------------|-----------------------------------|
| Title | | |
| PCB AMOLED LILYGO | | |
| Size | Number | Revision |
| A | | V1.0 |
| Date: | 8/09/2023 | Sheet of 3/3 |
| File: | C:\Users\...\AMOLED.SchDoc | Drawn By: LewisHe |